

Sun Lakes Pickleball Club Iron Oaks



2023 Pickleball Club Member Survey Analysis

Kathy Woys
8/6/23

About the Survey

The 2023 SLPCIO Survey was conducted July 11, 2023 to July 24, 2023. The initial email survey link was sent out July 11 to the current SLPCIO Member Roster. A reminder email was sent July 21 to the same list of members. The survey closed July 24 with a total of 170 responses. Each member was encouraged to submit a survey. All responses were anonymous .

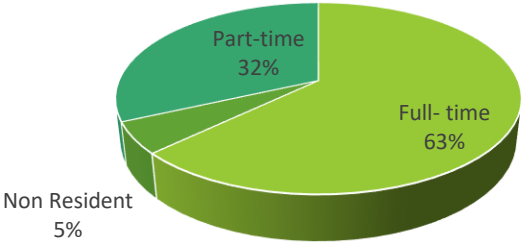
July 2023 SLPCIO Member Roster By Rating	
Member Rating	July Membership
2.0	106
2.5	86
3.0	131
3.5	99
4.0+	12
434	

July 2023 SLPCIO Member Survey Responses By Rating		
Member Rating	Survey Responses	% of Membership
2.0	15	14.2%
2.5	32	37.2%
3.0	61	46.6%
3.5	56	56.6%
4.0+	5	41.7%
	169	38.9%
NA	1	

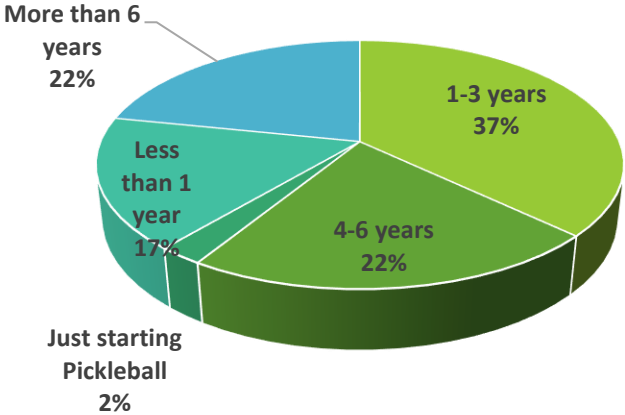
Respondent Overview

- Nearly 40% of the SLPCIO Membership responded to the survey
- 63% full-time residents
- 62% play PB at IronOaks in the summer (all summer and occasionally)
- 44% have played PB for 4 or more years

Q.1 Respondent Residency



Length of Time Playing PB

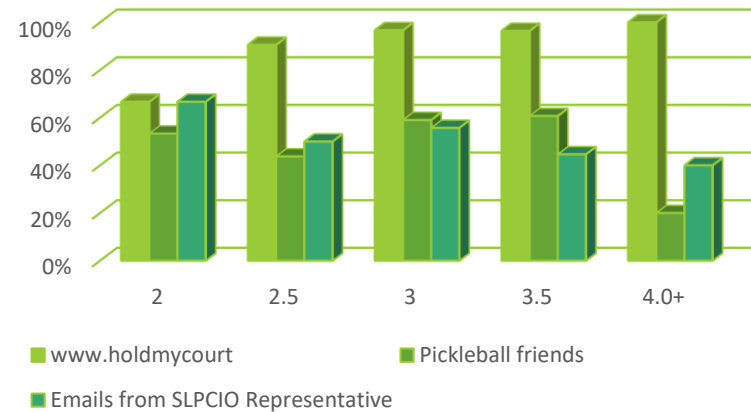


Source of Pickleball Information

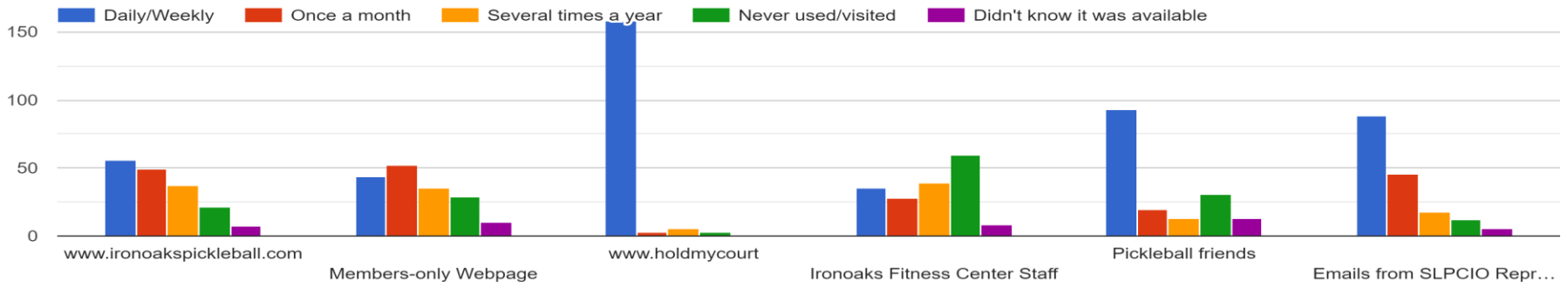
Respondents reported that www.holdmycourt, pickleball friends and emails from the SLPCIO level representative were most frequently used and viewed as sources of pickleball information.

- 93% (158) used www.holdmycourt daily/weekly, all respondents knew it was available. 2.0 level players accessed it daily/weekly the least (67%) and 4.0+ players accessed it the most (100%).
- 55% (93) used their PB friends for information on a daily/weekly basis. Accessing friends for daily/weekly PB info was most likely from 3.5 (61%), 3.0 (59%) and 2.0 (53%) players.
- 51% (88) viewed/used emails from their SLPCIO Representative for daily/weekly information

Daily/Weekly Source of PB Information By Rating Level



When you play Pickleball at SLPCIO, select the answer that most closely represents how often you use/view the following for Pickleball and Pickleball information? (# answering)

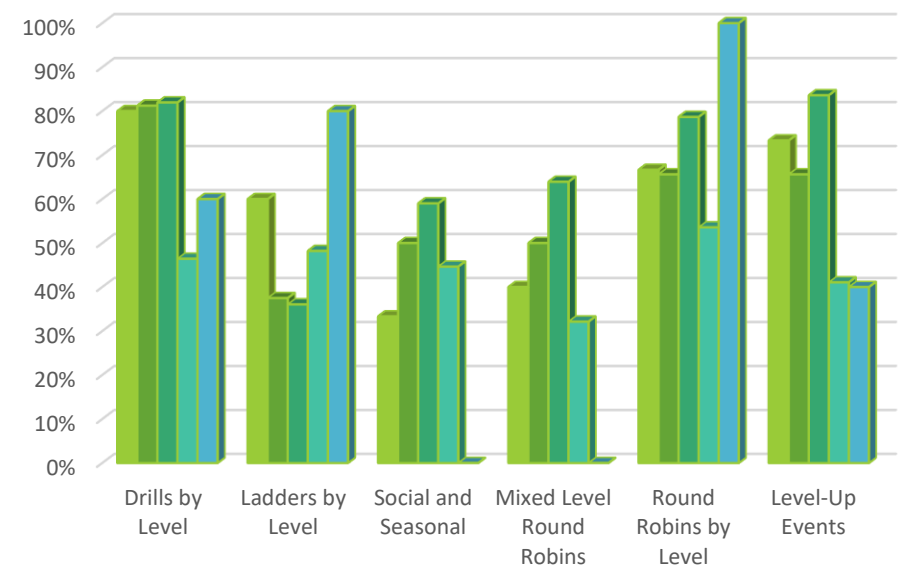


Interest in Various Pickleball Activities

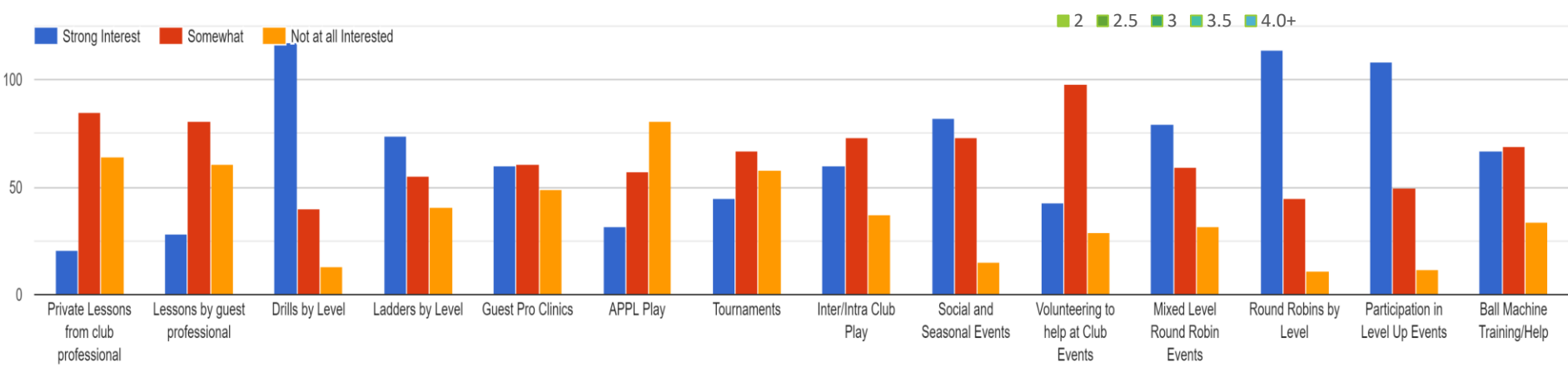
Drills by level, round robins by level, level-up events, and social and seasonal events generated the strongest interest of the activities presented.

- 69% (117) had a strong interest in drills by level
- 49% (82) had a strong interest in social and seasonal events, 43% (73) were somewhat interested in social and seasonal events
- 47% (79) had a strong interest in mixed level round robin events
- 67% (114) had a strong interest in round robins by level
- 64% (108) had a strong interest in level-up events

Strong Interest in Activities by Rating Level



Indicate your level of interest in the following Pickleball activities:
(# answering)

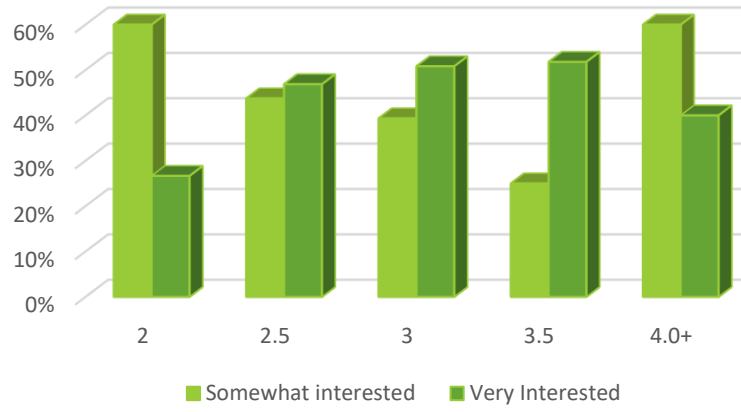


Interest in Men's and Women's Separate and Mixed Level Play Activities

Round robin play for both separate and mixed level play generated the most interest, though ladders also generated some interest for both mixed and separate (Men's and Women's) level play

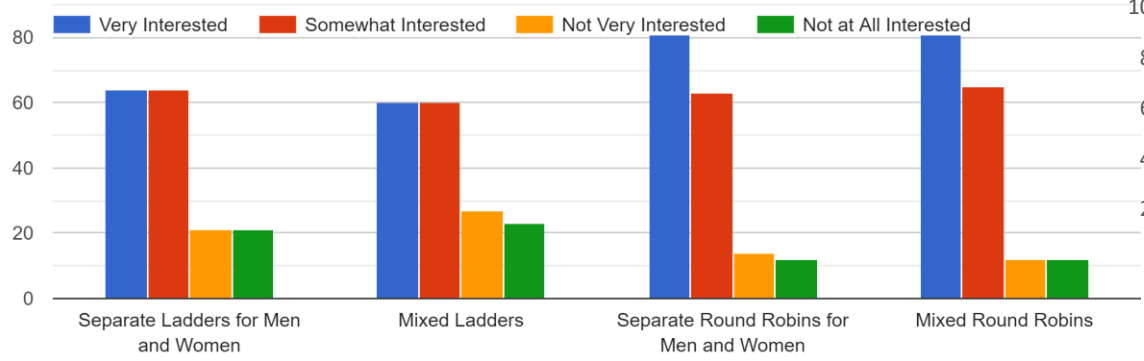
- 48% (81) were very interested in mixed round robins, with the 2.5 (47%), 3.0 (51%) and 3.5(52%) rating levels showing the most interest
- 48% (81) were very interested in separate round robins, with 3.0 (48%), 3.5 (54%) and 4.0+ (100%) rating levels very interested
- 38% (64) were very interested in separate ladders, with 3.5 (46%) and 4.0+ (80%) levels saying they were very interested

Interest in Mixed Gender Round Robin Activities by Rating Level

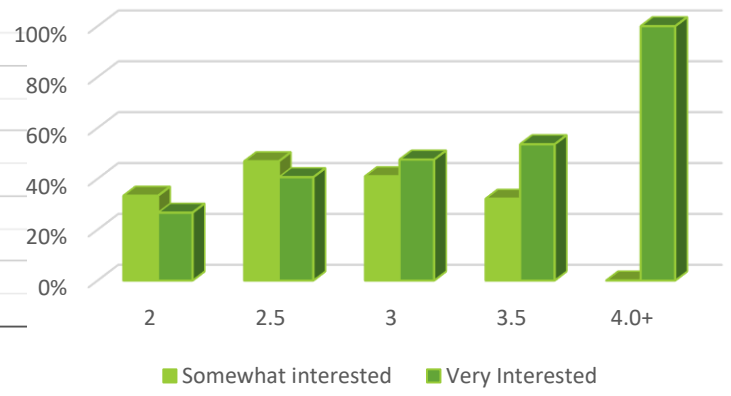


If the following activities were offered for Men and Women separately or mixed at level play, indicate your interest in participation:

(# answering)



Interest in Gender Separate Round Robin Activities by Rating Level



Participation in Past Year Pickleball Events

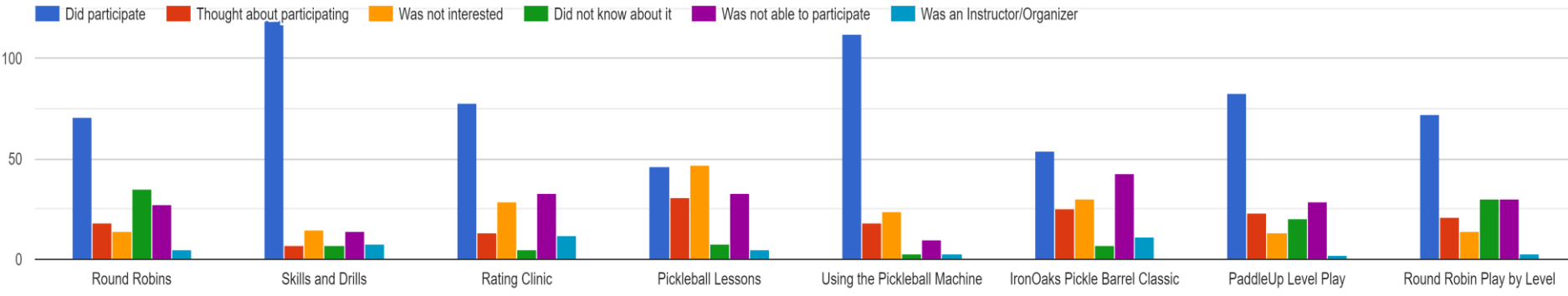
Participation in the events and programs sponsored by SLPCIO was well represented by the various rating levels. The 3.0 level was most likely to have participants in all events, with over 50% participation in 6 of the 8 events. The 2.5 level was next most likely to participate in events with over 50% participation in 5 of the 8 events.

- Skills and Drills were attended by 70% (119) of the respondents, 97% of the 2.5 level and 85% of the 3.0 level
- The Pickleball machine was used by 66% (112) of the respondents. All rating levels were likely to have used it from 40% (level 4.0+) to 78% (level 2.5).

Rating Level	Round Robins	Skills & Drills	Rating Clinic	PB Lessons	PB Machine	IO PB Classic	Paddle Up Level Play	Round Robin Play by Level
2	7%	73%	13%	27%	67%	0%	33%	13%
2.5	66%	97%	72%	28%	78%	28%	38%	59%
3	62%	85%	56%	44%	74%	34%	56%	64%
3.5	20%	45%	32%	9%	54%	39%	52%	21%
4.0+	0%	0%	20%	20%	40%	40%	60%	0%
Total Member Participation	42%	70%	46%	27%	66%	32%	49%	43%

Indicate your level of participation this past year in each of the following SLPCIO sponsored programs and events.

(# answering)



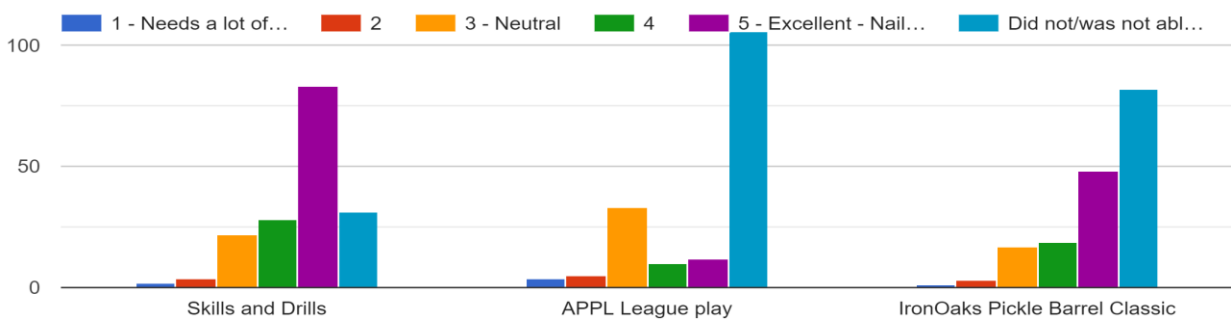
Participant Rating of SLPCIO Activities

Participants were asked to rate several events/activities that they participated in. The rating scale went from 1 (Needs a lot of work) to 5 (Excellent). Only those respondents saying they participated were included in the averages.

- Skills and Drills was given an overall rating of 4.0 for all skill levels. 2.5 and 3.0 skill levels gave it a 5 rating.
- APPL league play was given a 3 – Neutral rating overall. 3.0 level respondents gave it a 4 rating and 4.0+ respondents gave it a 2
- The Picklebarrel Classic was given a 4 rating overall. 3.0 skill level respondents gave it a 5 rating and both 2.5 and 3.5 skill levels gave it a 4 rating.

Current SLPCIO Rating	Average Rating by Participants		
	Skills & Drills	APPL League Play	Picklebarrel Classic
2	4	3	3
2.5	5	3	4
3	5	4	5
3.5	4	3	4
4.0+	3	2	3
Overall Average	4	3	4

Following are some activities/events that SLPCIO organized this past year. Using a scale of 1-5 where 1 means needs lots of work and 5 means excellent activities/events where you were a participant. (# answering)



Sun Lakes Pickleball Club



IronOaks